




**PROJECT:** Courtyard Program Items





**LIMITED:** Exclusive to Courtyard/Marriott properties, as shown

## PUBLIC SPACE

Challenger Item #	Marriott Item #	Description	Image	Item Description
CA4825-00	LM-401ALT1 249321	Media Pod Pendant Bronze Cage		22"W x 53"H (Adjustable) Ceiling Fixture <b>Finishing:</b> Courtyard Bronze <b>Lamping:</b> (1) 23W Dimmable CFL E26 <b>Shade:</b> 17x17x9-1/2" White Hardback
CA4826-00	LM-401ALT2 249323	Media Pod Pendant Curved Wood		22"W x 60"H (Adjustable) Ceiling Fixture <b>Finishing:</b> Beech Matte <b>Lamping:</b> (1) 23W Dimmable CFL E26 <b>Shade:</b> Wood Planks 22Dx18H"
CA4827-00	LM-401ALT3 249324	Media Pod Pendant Wood Slats		24"D x 60"H (Adjustable) Ceiling Fixture <b>Finishing:</b> Montana Walnut <b>Lamping:</b> (2) 23W CFL E26 <b>Inner Shade:</b> 14.25x14.25x7" White Hardback <b>Outer Shade:</b> 24D x 10H" Wood Planks


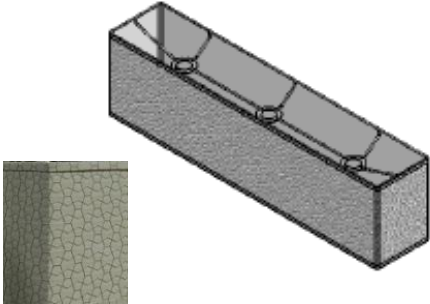


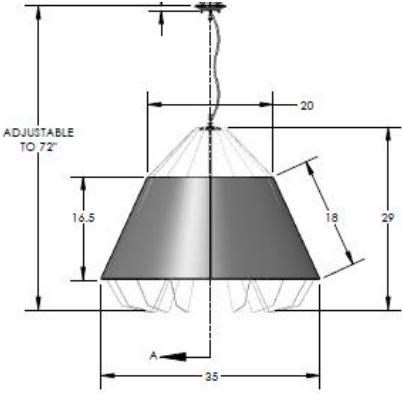
1400 Kingsland Drive • Batavia, IL 60510  
P. 847.717.4700 • F. 630.482.9591

[RFQ@challengerlighting.com](mailto:RFQ@challengerlighting.com) • [www.challengerlighting.com](http://www.challengerlighting.com)

FA4830-00	LM-403ALT1 249151	Floor Lamp Wood Veneer Shade		17"W x 64"H Floor Lamp <b>Finishing:</b> Courtyard Bronze <b>Lamping:</b> (1) 42W CFL <b>Shade:</b> 14x17x22" Montana Walnut COM
FA4830-01	LM-403ALT2 249155	Floor Lamp Fabric Shade		17"W x 64"H Floor Lamp <b>Finishing:</b> Courtyard Bronze <b>Lamping:</b> (1) 42W CFL <b>Shade:</b> 14x17x22" Bangkok Straw Hardback COM
CA4828-00	LM-404ALT1 249400	Communal Table Pendant LED Bronze Metal		84"W x 84"H (Adjustable) Ceiling Fixture <b>Finishing:</b> Courtyard Bronze <b>Lamping:</b> (10) Dimmable LED Strips 2700K, 181 Lumens Each (Included)
CA4888-00	LM-404ALT2 249315	Communal Table Pendant Fabric Shade		72"W x 38"H (Adjustable) x 7" D Ceiling Fixture <b>Finishing:</b> Courtyard Bronze <b>Lamping:</b> (6) 23W CFL E26 <b>Shade:</b> (7x72)x(7x72)x9-1/2" w/ COM Hardback

1400 Kingsland Drive • Batavia, IL 60510  
P. 847.717.4700 • F. 630.482.9591

[RFQ@challengerlighting.com](mailto:RFQ@challengerlighting.com) • [www.challengerlighting.com](http://www.challengerlighting.com)

CA4888-01	LM-404ALT3 249316	Communal Table Pendant Wood Veneer Shade		72"W x 36"H (Adjustable) x 7" D Ceiling Fixture <b>Finishing:</b> Courtyard Bronze <b>Lamping:</b> (6) 23W CFL E26 <b>Shade:</b> (7x72)x(7x72)x9-1/2" (5) Sided Frosted Opal Acrylic w/ Walnut Veneer Sides COM
8106070- KBHB	LM- 404SALT1 249319	Communal Table Pendant Replacement Fabric Shade		<b>Replacement Shade:</b> (7x35-3/4)x(7x35-3/4)x9- 1/2"
8106060- 1094	LM- 404SALT2 249318	Communal Table Pendant Replacement Wood Veneer Shade		<b>Replacement Shade:</b> (7x35-3/4)x(7x35-3/4)x9- 1/2"
VA4241-11	PR-400 249398	Vanity Fixture – Public Restroom		37" L x 3"H x 4-1/4" Projection Vanity <b>Finishing:</b> Courtyard Bronze <b>Lamping:</b> (2) 21W T5
CA5122-01	LM-406 261391	Pendant – Lounge		35"D x 29"(Frame) Adjustable to 72"H Max Ceiling Fixture <b>Finishing:</b> #801 Black Matte <b>Lamping:</b> (1) 25W Max Decorative LED Bulb <b>Shade:</b> 20x35x18" Black outside, Silver Inside Hardback

1400 Kingsland Drive • Batavia, IL 60510  
P. 847.717.4700 • F. 630.482.9591

[RFQ@challengerlighting.com](mailto:RFQ@challengerlighting.com) • [www.challengerlighting.com](http://www.challengerlighting.com)

## GUESTROOMS

Challenger Item #	Marriott Item #	Description	Image	Item Description
WA2894-01	OA-300 132032	Desk Lamp		21"W x 26"H Workstation Lamp <b>Finishing:</b> Brushed Nickel <b>Lamping:</b> (2) 18W CFQ GU24
WA4584-00	X-300INT 232082	Guestroom Desk Lamp		11"W x 24"H Workstation Lamp <b>Finishing:</b> Brushed Nickel w/ Heavy Lacquer <b>Lamping:</b> (2)23W CFL <b>Shade:</b> 10x10x8" White Mini-Pleat Hardback
FA4479-03	X-301 232088	Guestroom Tripod Floor Lamp ** Medium Base Socket **		16"W x 72"H Floor Lamp <b>Finishing:</b> Brushed Nickel <b>Lamping:</b> (2) LED Bulbs, Medium Base <b>Shade:</b> 6x6x16" COM Hardback

1400 Kingsland Drive • Batavia, IL 60510

P. 847.717.4700 • F. 630.482.9591

[RFQ@challengerlighting.com](mailto:RFQ@challengerlighting.com) • [www.challengerlighting.com](http://www.challengerlighting.com)

WA4585-00	X-302INT / X-303OPT 232084	Guestroom Table Lamp		10"W x 27"H Workstation Lamp <b>Finishing:</b> Brushed Nickel w/ Polished Nickel Stem <b>Lamping:</b> (1)32W CFL <b>Shade:</b> 9x10x10" White Mini-Pleat Hardback
SA4630-00	X-402 234994	Entry Wall Sconce		10"W x 12"H x 4"D Sconce <b>Finishing:</b> Brushed Nickel <b>Lamping:</b> (1) 26W CFQ GU24 <b>Half-Shade:</b> (4:10)(4:10)x12" COM Fabric Hardback
CA4478-04	X-420 234409	Pendant @ Hospitality Cabinet ** Medium Base Socket **		6"W x 13"H Pendant w/ Black Cord <b>Lamping:</b> (1) 27W 2700K CFL E26 <b>Shade:</b> 6-1/2x7-1/2x9" COM Hardback
CA4610-00	PG-401 234367	Corridor Ceiling Fixture		19"W x 5-5/8"H Ceiling Fixture <b>Lamping:</b> (3) 18W CFQ GU24 <b>Shade:</b> COM Fabric w/ Lighting White Acrylic Lens

1400 Kingsland Drive • Batavia, IL 60510  
P. 847.717.4700 • F. 630.482.9591

[RFQ@challengerlighting.com](mailto:RFQ@challengerlighting.com) • [www.challengerlighting.com](http://www.challengerlighting.com)

SA4661-00	PG-402 235706	Corridor Wall Sconce	 <p>(Fabric)</p>	10"W x 12"H x 4"D Sconce <b>Finishing:</b> Brushed Nickel <b>Lamping:</b> (1)26W CFQ GU24 <b>Half-Shade:</b> (4:10)(4:10)x12" COM Fabric Hardback
HA3104-00BN	X-400	LED Headboard Reading Light		2.75"H x 2.75"W x 10.75" Extension <b>Finishing:</b> Brushed Nickel <b>Lamping:</b> (1) 1W Lxeon Star Hardwired
SA5015-00L	X-407L	Sconce Wall Single LEFT		12"W x 6"H x 6-1/2"D Sconce <b>Finishing:</b> Brushed Nickel <b>Lamping:</b> (2)18W CFL GU24 <b>Shade/Diffuser:</b> (12x5)x(12x5)x6" Mini White-Pleat over Acrylic Hardback
SA5015-00R	X-407R	Sconce Wall Single RIGHT		12"W x 6"H x 6-1/2"D Sconce <b>Finishing:</b> Brushed Nickel <b>Lamping:</b> (2)18W CFL GU24 <b>Shade/Diffuser:</b> (12x5)x(12x5)x6" Mini White-Pleat over Acrylic Hardback
SA5016-00	X-408	Sconce Wall Double		28"W x 6"H x 6-1/2"D Sconce <b>Finishing:</b> Brushed Nickel <b>Lamping:</b> (4)18W CFL GU24 <b>Shade/Diffuser:</b> (28x5)x(28x5)x6" Mini White-Pleat over Acrylic Hardback

1400 Kingsland Drive • Batavia, IL 60510  
P. 847.717.4700 • F. 630.482.9591

[RFQ@challengerlighting.com](mailto:RFQ@challengerlighting.com) • [www.challengerlighting.com](http://www.challengerlighting.com)